

































Art Overview

	Autumn Term	Spring Term	Summer Term
Nursery	<p>Me & My Community</p>  <p>Introducing colours and colour mixing. Explore and manipulate dough, creating shapes and developing techniques. Use drawing and mark making skills to explore and shape.</p> <p>Starry Night</p>  <p>Explore painting and mixing using a range of tools including brushes, straws, toothbrushes and spray bottles.</p>	<p>Once Upon a Time</p>  <p>Explore how to cut, tear, fold and stick paper to create collage artwork.</p> <p>Dangerous Dinosaurs</p>  <p>Develop drawing skills and explore line including zig-zag, spirals, straight lines and curvy lines.</p>	<p>Big Wide World</p>  <p>Develop painting techniques by creating patterns and explore traditional works of art. Create weavings and collage artwork using fabric and recycled materials.</p> <p>Sunshine and Sunflowers</p>  <p>Children explore seasonal environmental art and explore the properties of clay to make imprints with natural materials. Introduced to artwork by significant artists Claude Monet, Wassily Knadinski and Emily Nolde.</p>
Reception	<p>Let's Explore</p>  <p>Drawing human form from observation or memory. Introduced to painting techniques and support to paint images from observation or memory.</p> <p>Marvellous Machines</p>  <p>Explore how to use 2D and 3D objects to make artwork. Introduced to print making and use blocks and rollers to create artwork.</p>	<p>Long Ago</p>  <p>Refine drawing skills and explore line and shape. Explore colour mixing by adding white and black to make tints. Introduced to works of art by significant artists Vincent Van Gogh and Rembrandt.</p> <p>Animal Safari</p>  <p>Creating artwork on the theme of animals. Use observational skills and a range of different techniques to create mixed media pieces of art including painting, printing, collage etc.</p>	<p>Ready Steady Grow</p>  <p>Explore natural objects to create pieces of art using printing skills, make patterns and images. Further explore colour and colour mixing.</p> <p>On the Beach</p>  <p>Create artwork in response to images of the sea. Explore artwork by Henru Mayisse and further develop their cutting skills to make collage artwork.</p>

<p>Year 1</p>	 <p>Mixing Colours</p> <p>This project teaches children about basic colour theory by studying the colour wheel and colour mixing. It includes an exploration of primary and secondary colours and how artists use colour in their artwork.</p>	 <p>Funny Faces and Fabulous Features</p> <p>This project teaches children about the concept of the portrait and how the collage technique can be used to make a portrait.</p>	 <p>Street View</p> <p>This project teaches children about artwork depicting streets and buildings and focuses on the work of the American pop artist, James Rizzi. They create a 3-D mural based on Rizzi's work.</p>
<p>Year 2</p>	 <p>Exploring Colours</p> <p>This project teaches children about colour theory by studying the colour wheel and colour mixing. It includes an exploration of primary and secondary colours, hues and how artists use colour in their artwork.</p>	 <p>Portraits and Poses</p> <p>This project teaches children about portraiture. They analyse the portraits of Tudor monarchs and compare Tudor portraits and selfies today. They use photo editing software to create royal portraits.</p>	 <p>Flower Head</p> <p>This project teaches children about the visual elements of flowers, including shape, texture, colour, pattern and form. They also explore various artistic methods, including drawing, printmaking and 3-D forms, using paper and clay.</p>
<p>Year 3</p>	 <p>Ammonite</p> <p>This project teaches children about artistic techniques used in sketching, printmaking and sculpture.</p>	 <p>People and Places</p> <p>This project teaches children about the genre of figure drawing. They study the figure drawings and urban landscapes of the artist LS Lowry and create artwork in his style to show scenes from their school.</p>	 <p>Colour Theory</p> <p>This project teaches children about colour theory by studying the colour wheel and colour mixing. It includes an exploration of tertiary colours, warm and cool colours, complementary colours, analogous colours and how artists use colour in their artwork.</p>

<p>Year 4</p>	 <p>Beautiful Botanicals</p> <p>This project teaches children about the genre of botanical art. They create natural weavings, two-colour prints and beautiful and detailed botanical paintings of fruit.</p>	 <p>Mosaic Masters</p> <p>This project teaches children about the history of mosaics, before focusing on the colours, patterns and themes found in Roman mosaic. The children learn techniques to help them design and make a mosaic border tile.</p>	 <p>Vista</p> <p>This project teaches children about the techniques that artists use when composing landscape images, such as colour and atmosphere.</p>
<p>Year 5</p>	 <p>Trailblazers and Barrier Breakers.</p> <p>This project teaches children about significant black artists and their work, and provides opportunities to analyse and create artwork inspired by them.</p>	 <p>Line, Light and Shadows</p> <p>This project teaches children about the visual qualities of line, light and shadow. They explore the work of Pablo Picasso and Rembrandt and are introduced to a range of shading techniques. They take black and white photographs and use pencil, pen and ink wash to reimagine their photographs in a shaded drawing.</p>	 <p>Taotie</p> <p>This project teaches children about the significance and art of the taotie motif, including ancient and contemporary casting methods.</p>
<p>Year 6</p>	 <p>Distortion and Abstraction</p> <p>This project teaches children about the concepts of abstraction and distortion. They study the visual characteristics of abstraction and create a musically-inspired, abstract painting.</p>	 <p>Inuit</p> <p>This project teaches children about the Inuit way of life, including some of their cultural and artistic traditions.</p>	 <p>Bees, Beetles and Butterflies</p> <p>This project teaches children about sketchbooks, observational drawing, mixed media collage and Pop Art. They consolidate their learning to make a final piece of artwork inspired by bees, beetles or butterflies.</p>